

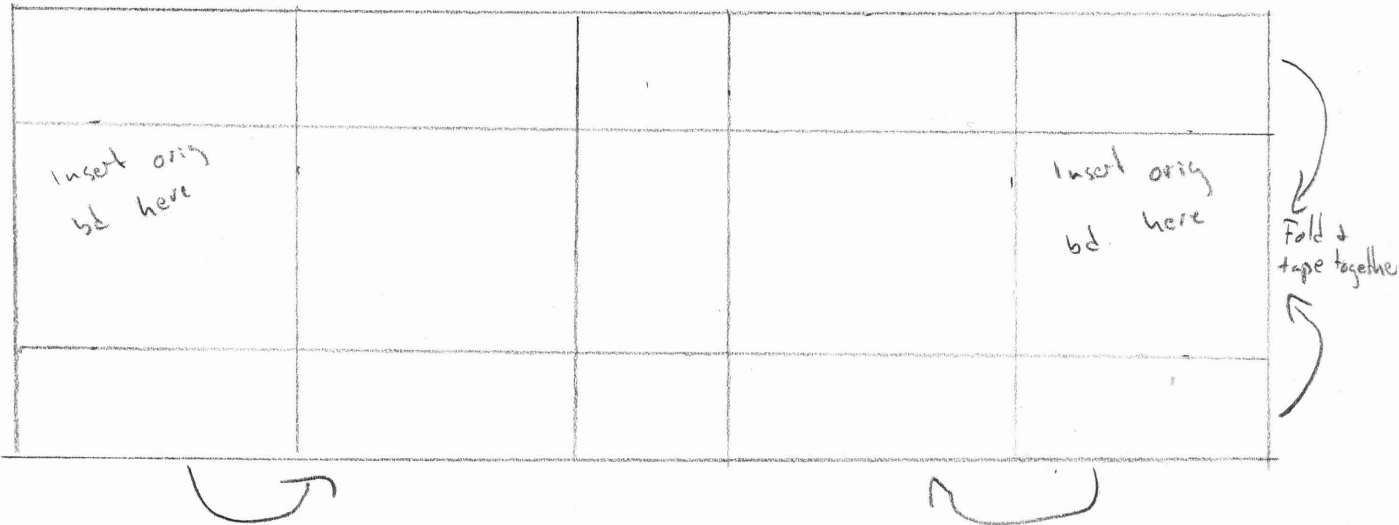
1991 STANDARDS PRESENTATION

Hedi Kyle

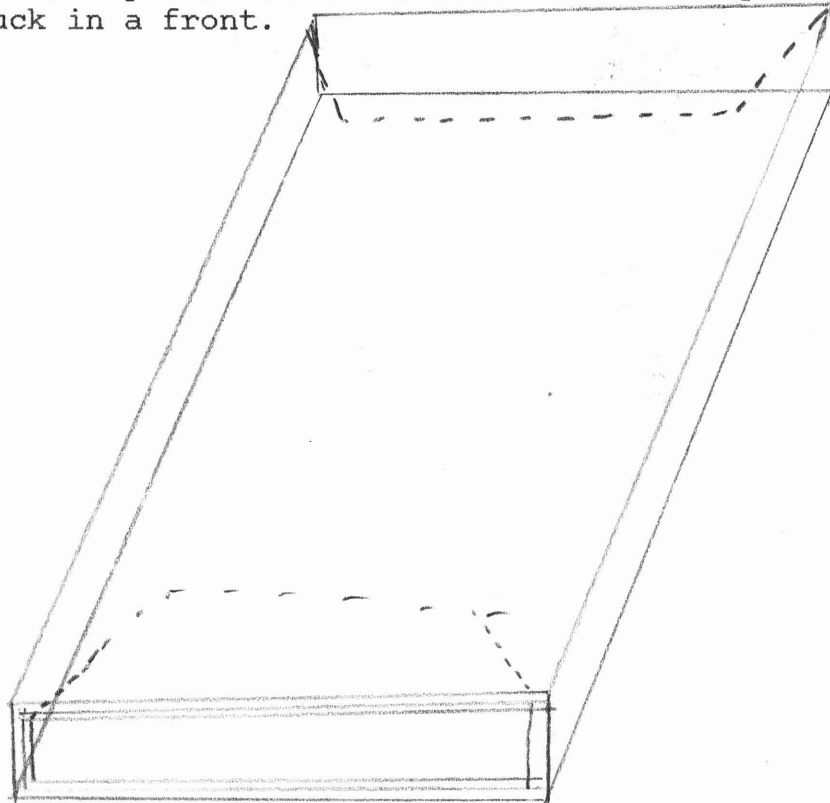
Tyvek:

Can be bought in sheets or by the roll ca \$30.- for 100yds. Laminate together (3-4 layers)with straight PVA and then color with acrylics as in paste papers. It can then be used as a covering material for limp paper case bindings and scrolls.

Wrapper for books with boards off:




Take piece of 10pt board and insert between layer of Tyvek at back and tuck in a front.




Slip case for wrap-around:

Cut pieces for side thickness of wrapper and then 1x height and 2x width. Glue pieces on cloth strip allowing ca 1/2" turn-in at ends and on both long edges. Cut 4 pieces of 40pt bd to size of wrap-around. Place one 40pt on each side of wrap-around; Glue long edges of strip with side pcs and turn in as in case of "MS" box trays, clipping corners. Glue out other pcs of 40pt and place on outside of first 2pcs of 40pt, sandwiching cloth between them.



Concertina Folder:



Cut strip to length required plus two additional panels. Cut height to that required plus 2/3. fold up 2/3 and then fold concertina. Cut out 2 end panels, fold back pcs (2/3 of height) and glue down. Attach covers.

Jacobs Ladder:

