

# HISTORICAL AND CONTEMPORARY ALBUM STRUCTURES: Terminology

Guild of Book Workers Standards Meeting, September 2002, Minneapolis, MN.

Olivia Primanis

## **GATHERING MAKEUP FOR SEWN ALBUMS:** folded leaves, oversewn gathering, returning guard, guarded leaf.

Legend:

Paper ——— Cloth ······




Fig. 3 Folded leaves

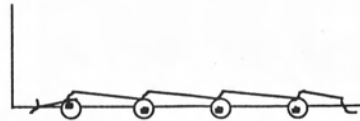


Fig. 4 Oversewing  
(Drawing after Middleton, pg 24 )

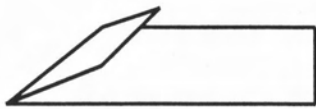


Fig. 5 Single leaf with returning guard



Fig. 6 Single leaf construction with stub




Fig. 7 Guarded leaf without stub




Fig. 8 Guarded leaf with stub

## **ALBUM STRUCTURES**

- Sewn structure
- Guarded structure
- Adhesive – (caoutchouc)
- Loose Leaf (post binding and Japanese style with cord)
- Accordion Style
- Other

### **Guarded Structure**

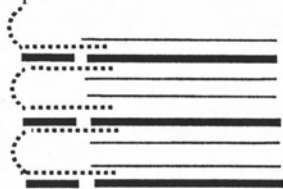
... They begin with the manipulation of the “fronts”, or the interior of the albums. The front is first cut out, then guarded and built up with suitable middles or frames for photographs. The next process is “rounding” the backs; then follows cutting, and after that, gilding. Thus the inside of the album is constructed. The leaves are now ready to be bound up in any of the special bindings manufactured. . . . 1880 quote from *The British and Colonial*

Legend


Paperboard core ———

Cloth Guard ······

Facing paper ———



Guarded Structure with stubs



Guarded Structure without stubs