


Writing is usually categorized as being done with either a broad edged tool or a pointed tool. Most of us now, if we write by hand, are using a pointed tool. Ball-point pens & pencils are pointed writing implements, and the writer doesn't need to worry about how the tip of the tool is oriented to the line of writing.

Much historical formal writing seen in books and in modern "calligraphy" is done with a broad edged tool & the writer needs to hold the tool at a certain angle to the writing line. The Broad edge is responsible for the thick and thin shapes we see in these letters and can tell us a lot about how a scribe actually did their work.



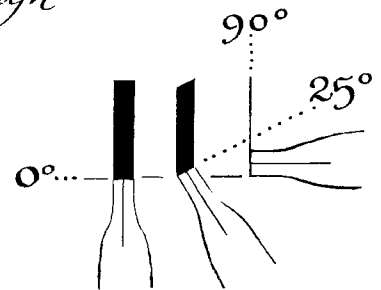
Seven steps for analyzing a hand

1. **Weight of hand** pen width to letter height



*the a is 5 pen widths high*

2. **Pen Angle** determines distribution of weight in the letter



3. **Shape of basic letterform** start with o or n.



italic parallelogram or slanted rectangle



foundational circle



engraver's script oval



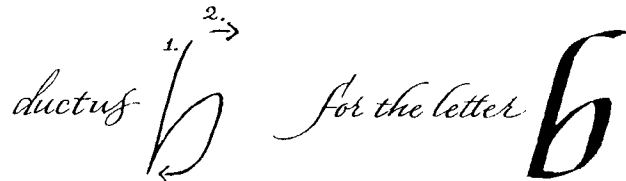
textura redctangle

4. **Number of strokes**

5. **Order of strokes**

6. **Direction of strokes**

These three form the ductus



7. **Speed** (and slant)



more legible and standardized  
upright downstrokes  
not many diagonal joins



less standardized, more personal, harder to read  
slanted downstrokes  
Letters tend to connect

Other important factors to include: **Original writing tool, writing surface, and original size of writing**

**Surfaces**

Alvin 10 x10 Grid for easy layout  
Vellum (calfskin)  
Arches 90 lb hot press or other machine made papers  
Well sized handmade paper  
Papyrus

**Writing Implements**

Speedball and Brause nibs and holders  
I tend to like Speedball nibs for bigger writing and Brause for smaller writing  
In this project I'm using Speedball C-1 and C-4  
& a Brause 1mm  
Sakura Micron pens (always handy esp. sizes 005 and 01)  
Rexel Derwent Watercolor pencils (grass green47)  
Regular HB Ticonderoga pencil  
Pointed pens and holders (for pressure pen writing)  
Broad edged brushes  
Springy pointed brushes  
Ruling pen

**Paint:**

Windson & Newton Jet Black gouache  
Windson & Newton Olive Green gouache  
Windson & Newton Spectrum Red  
Watch out for Alizarin Crimson! Expensive and hard to write with  
Finetec Mica artist Color set  
"Walnut" Ink

**General Supplies**

Slanted, padded work surface  
Sharp ex-acto knife  
White eraser  
Fine Sandpaper  
Cork backed metal ruler  
Ruling pen  
Nice to have a Drafting Bar  
Carmex jars  
Compass

**Suppliers**

Pergamena [www.pergamena.net](http://www.pergamena.net)  
John Neal Books [www.johnnealbooks.com](http://www.johnnealbooks.com)  
Paper and Ink Arts [www.paperinkarts.com](http://www.paperinkarts.com)